

Comparative Market Analysis

20424 Carlysle St, Dearborn, MI 48124

APN: 82 09 274 15 015

Wayne County Data as of: 12/20/2023



Bedrooms: 3 **Year Built:** 1953
Bathrooms: 2 **Square Feet:** 1,098

Status: Off Market
Distressed: No
Ownership: Individual
Occupancy: Non-Owner Occupied
Property Type: Single Family (SFR)
Owner Name: ESSER DAVID JOSEPH
Mailing Address: 10675 ROBERTS DR
MUNITH, MI 49259

Comparables

Properties:	46
Avg. Sale Price:	\$162,174
Days on Market:	44

Opportunity

Estimated Value:	\$173,578
Estimated Equity:	\$91,294
Mortgage Balance:	\$82,284
Monthly Rent:	\$1,409
Liens:	\$0

Property Description:

A PARCEL OF LAND LOCATED IN THE STATE OF MI, COUNTY OF WAYNE, WITH A SITUS ADDRESS OF 20424 CARLYSLE ST, DEARBORN, MI 48124-3808 C030 CURRENTLY OWNED BY ESSER DAVID JOSEPH HAVING A TAX ASSESSOR NUMBER OF 82 09 274 15 015 AND BEING THE SAME PROPERTY MORE FULLY DESCRIBED AS N-TRACT: BLOCK: LOT: 41-42 AND DESCRIBED IN DOCUMENT NUMBER 2007.189491 DATED 09/29/2006 AND RECORDED 04/20/2007.

Last Market Sale

Seller: ESSER CONNIE L
Buyer: ESSER DAVID JOSEPH
Rec. Date: 04/20/2007
Sale Date: 09/29/2006
Sale Price: \$130,000

Current Listing Status

There is no listing data available.

Active Foreclosure Status

There is no foreclosure data available.

Association Information

Type	Name	Fee Type	Fee Amount	Fee Frequency
There is no association data available.				

Property Details - Public Record

Land Use: Single Family Residential	Lot Size: 5,227 SqFt.	Stories: 1.5	Parking Spaces: 2
Zoning: RA	Living Area: 1,098 SqFt.	Pool:	Parking Type: Garage
Year Built: 1953	Bedrooms: 3	Fireplace: 1	Interior Wall:
Style:	Bathrooms: 2	Heating: Forced air unit	Exterior Wall: Brick
Basement: Unspecified Basement	Total Rooms: 5	Cooling: Yes	Price / Sq.Ft. \$118

Open Liens

Owner 1: ESSER DAVID JOSEPH	Combined Loan To Value:	47.4 %
Owner 2:	Estimated Equity:	\$91,294

Date	Position / Type	Amount	Lender	Borrower(s)	Loan Type	Term
03/13/2007	1st / Trust Deed/Mortgage	\$122,400	Quicken Loans Inc	Esser David J	Conventional	30 Years

Involuntary Liens

Date	Type	Amount	Debtor	Petitioner	Document #
There is no involuntary lien data available.					

Prior Loan History

Date	Position / Type	Amount	Lender	Borrower(s)	Loan Type	Term
10/28/2003	1st / Trust Deed/Mortgage	\$129,300	Connie Lynette Esser	Esser David Joseph	Conventional	

Transfers & Conveyances

Date	Document Type	Transaction Type	From	To	Amount
There is no transfer data available.					

Ownership History (Full Value Transfers)

Date	Document Type	Transaction Type	Seller	Buyer	Amount
09/29/2006	Quit Claim Deed	Arm's-length Residential	Esser Connie L	Esser David Joseph	\$130,000
03/07/2002	Land Contract	Arm's-length Residential	Esser Connie Lynnette, Esser Connie L	Esser David Joseph	\$130,000

Tax Status

Assessor Parcel #:	82 09 274 15 015	Land Value:		Total Taxable Value:	\$74,900
Tax Year:	2023	Improvement Value:		Property Tax:	\$2,939

Listing History

Date	Action	Price	PPSF	DOM	Agent	Brokerage	MLS/Listing#

Comparables & Nearby Listings

Subject Property: 20424 Carlysle St, Dearborn, MI 48124-3808



COMPARABLES													
#	MI	ST	Address	Sold	Sold For	Listed	Listed At	Sq.Ft.	\$/Sq.Ft.	Beds	Baths	Lot Size	Age
A	0.07		20530 Carlysle St, Dearborn, Mi 48124	6/09/23	\$230,000			960	\$240	3	2	4,792	70
B	0.1		20351 Penn St, Dearborn, Mi 48124	4/01/23	\$229,620			1,144	\$201	3	2	6,970	72
C	0.11		20341 Penn St, Dearborn, Mi 48124	2/01/23	\$208,260			1,140	\$183	3	1	6,970	72
D	0.18		21915 Outer Dr, Dearborn, Mi 48124	6/23/23	\$272,000			1,216	\$224	3	2	10,019	71
E	0.22		3430 Polk St, Dearborn, Mi 48124	3/01/23	\$220,000			1,175	\$187	3	3	5,663	75
F	0.22		3501 Merrick St, Dearborn, Mi 48124	1/01/23	\$177,000			1,108	\$160	3	1	5,663	74
G	0.23		3974 Huron St, Dearborn Heights, Mi 48125	5/11/23	\$191,500			1,017	\$188	3	1	5,227	63
H	0.23		3453 Merrick St, Dearborn, Mi 48124	2/28/23	\$219,000			1,218	\$180	3	2	6,098	74
I	0.24		3360 Polk St, Dearborn, Mi 48124	9/01/23	\$199,550			1,120	\$178	3	1.5	5,227	75
J	0.27		3320 Polk St, Dearborn, Mi 48124	8/31/23	\$227,000			1,143	\$199	3	2	5,227	75

K	0.3	3845 Harding St, Dearborn, Mi 48124	8/04/23	\$240,000				1,272	\$189	3	1	6,098	73
L	0.32	3929 Harding St, Dearborn Heights, Mi 48125	6/14/23	\$175,000				1,215	\$144	4	1	6,098	66
M	0.33	3369 Pelham St, Dearborn, Mi 48124	6/01/23	\$175,000				1,188	\$147	3	2	3,485	97
N	0.34	3999 Ziegler St, Dearborn Heights, Mi 48125	8/21/23	\$175,000				936	\$187	3	1	5,227	65
O	0.37	3441 Woodside St, Dearborn, Mi 48124	8/01/23	\$199,210				1,134	\$176	3	1	4,792	74
P	0.4	4252 Hipp St, Dearborn Heights, Mi 48125	10/24/23	\$180,000				1,296	\$139		2	5,227	98
Q	0.42	3427 Detroit St, Dearborn, Mi 48124	8/28/23	\$180,000				1,268	\$142	3	1	4,792	73
R	0.44	3994 Gertrude St, Dearborn Heights, Mi 48125	5/01/23	\$216,180				1,053	\$205	3	2	5,227	67
S	0.44	3329 Detroit St, Dearborn, Mi 48124	5/01/23	\$199,700				1,108	\$180	4	2	4,792	80
T	0.45	3850 Campbell St, Dearborn, Mi 48124	10/01/23	\$170,000				1,058	\$161	3	1	5,227	79
U	0.47	3451 Alice St, Dearborn, Mi 48124	12/01/22	\$192,000				1,000	\$192	3	1	4,792	63
V	0.48	3460 Edgewood St, Dearborn, Mi 48124	9/01/23	\$215,000				1,268	\$170	3	1	5,663	73
W	0.49	3360 Edgewood St, Dearborn, Mi 48124	11/01/23	\$213,270				910	\$234	3	2	4,792	73
X	0.51	4221 Gertrude St, Dearborn Heights, Mi 48125	4/24/23	\$175,000				1,000	\$175	3	1	5,663	64
Y	0.51	3988 Edgewood St, Dearborn Heights, Mi 48125	7/25/23	\$185,000				1,300	\$142	3	1	5,227	83

L: Listed F: Foreclosure P: Pre-Foreclosure A: Auction

NEARBY LISTINGS													
#	MI	ST	Address	Sold	Sold For	Listed	Listed At	Sq.Ft.	\$/Sq.Ft.	Beds	Baths	Lot Size	Age
A	0.28	P	3300 Polk St, Dearborn, Mi 48124	2/21/11	\$64,000	10/29/23	\$274,900	1,815	\$151	4	2		23
B	0.31	A	3996 Ziegler St, Dearborn Heights, Mi 48125	1/04/19	\$114,000	10/23/23	\$1,800	1,256	\$1	3	2		17
C	0.37	P	4229 Hipp St, Dearborn Heights, Mi 48125	4/27/23	\$150,000	7/10/23	\$175,000	1,512	\$116	3	2		98
D	0.39	A	19051 Carlisle St, Dearborn, Mi 48124	5/30/23	\$226,000	11/15/23	\$2,000	1,539	\$1	3	2		72
E	0.4	P	3229 Pelham St, Dearborn, Mi 48124	11/15/00	\$120,000	8/28/23	\$159,900	900	\$178	3	2		72
F	0.42	A	3245 Gertrude St, Dearborn, Mi 48124	10/10/23	\$160,000	12/04/23	\$1,650	1,200	\$1	3	1		79
G	0.43	P	3211 Woodside St, Dearborn, Mi 48124	9/14/23	\$140,852	11/02/23	\$199,900	1,170	\$171	3	1	8,276	72
H	0.44	A	3161 Woodside St, Dearborn, Mi 48124			12/05/23	\$179,900	1,092	\$165	3	2		72
I	0.45	A	3434 Campbell St, Dearborn, Mi 48124	1/17/19	\$72,000	12/04/23	\$1,350	759	\$2	2	1		81
J	0.46	A	3521 Byrd St, Dearborn, Mi 48124	3/13/17	\$64,800	12/06/23	\$1,500	1,026	\$1	3	1		80
K	0.46	A	4462 Huron St, Dearborn Heights, Mi 48125	10/06/22	\$165,000	11/10/23	\$244,900	1,026	\$239	3	1	5,227	54
L	0.47	A	3173 Detroit St, Dearborn, Mi 48124	2/16/23	\$110,166	11/13/23	\$119,600	900	\$133	2	1		68
M	0.49	P	4115 Campbell St, Dearborn Heights, Mi 48125	4/17/12	\$10,000	12/26/22	\$119,000	1,157	\$103	4	1		86
N	0.52	A	3350 Alice St, Dearborn, Mi 48124	2/08/23	\$135,000	11/03/23	\$1,650	1,112	\$1	3	1		81
O	0.52	A	4201 Detroit St, Dearborn Heights, Mi 48125	4/19/05	\$92,000	9/18/23	\$149,900	936	\$160	3	1		67
P	0.53	A	2631 Woodside St, Dearborn, Mi 48124			11/29/23	\$1,400	894	\$2	3	1		72
Q	0.53	A	4409 Gertrude St, Dearborn Heights, Mi 48125	11/16/15	\$6,999	8/08/23	\$149,000	860	\$173	3	1		86
R	0.56	A	20201 Annapolis St, Dearborn Heights, Mi 48125	9/01/23	\$65,000	11/30/23	\$1,600	1,450	\$1	3	2	6,534	82
S	0.56	A	3131 Alice St, Dearborn, Mi 48124	6/16/20	\$12,500	7/31/23	\$58,000						
T	0.57	P	4212 Edgewood St, Dearborn Heights, Mi 48125	4/17/23	\$75,000	10/26/23	\$139,900	912	\$153	3	1	5,227	67
U	0.58	A	3629 Dudley St, Dearborn, Mi 48124			10/24/23	\$270,000	1,308	\$206	3	2		75
V	0.58	P	21270 Outer Dr, Dearborn, Mi 48124	1/25/16	\$105,000	10/14/23	\$299,900	1,562	\$192	3	3		76
W	0.59	A	3320 Williams St, Dearborn, Mi 48124	9/15/23	\$160,000	10/30/23	\$1,500	850	\$2	2	1		75
X	0.65	A	Gertrude, Dearborn Heights, Mi 48125			8/29/23	\$19,900						
Y	0.66	A	4912 Weddell St, Dearborn Heights, Mi 48125	11/18/22	\$118,120	10/22/23	\$124,700	915	\$136	3	1	5,227	77

A: Active P: Pending C: Contingent

Statistics for Dearborn, MI

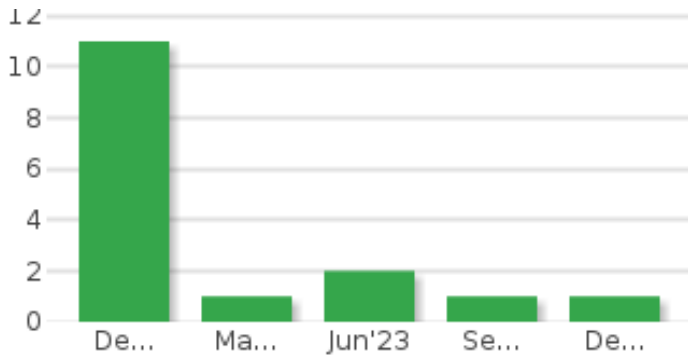


0.67 % Last 30 Days Price Change

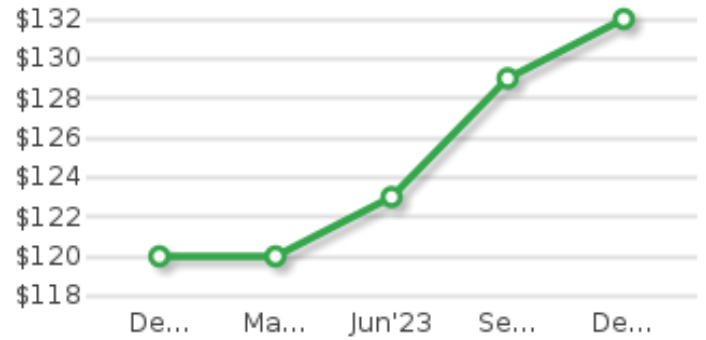


1.38 % Last 30 Days Rent Change

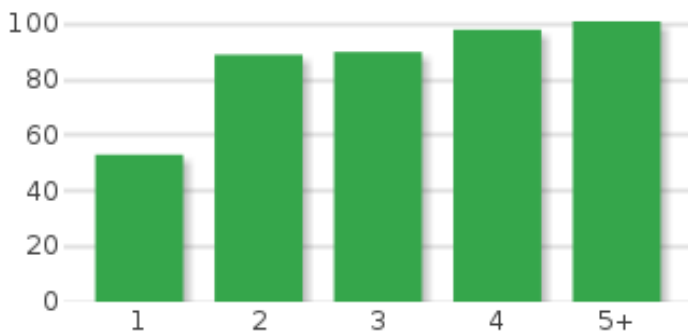
New Pre-Foreclosures



\$ / SqFt



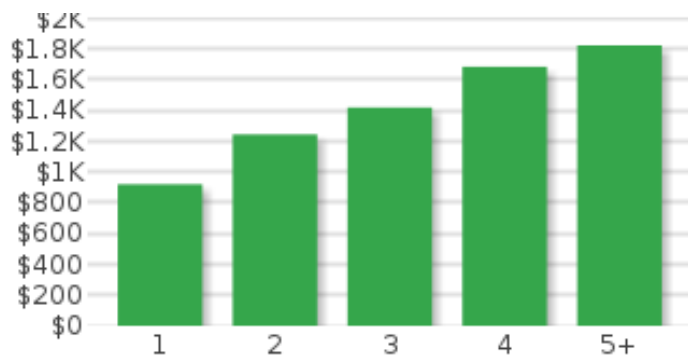
Average Days on Market



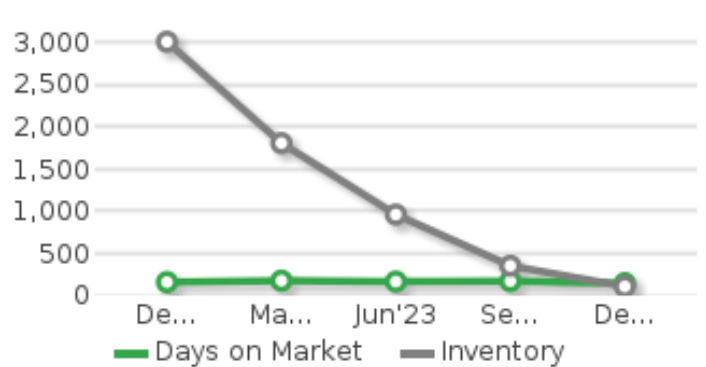
List Price vs. Sale Price



Average Monthly Rent




Days on Market vs. Inventory




Statistics for Dearborn, MI


Market Trend

 0 %
161
New Listings


Last 30 Days

 0 %
24
Closed Sales


Market Trend

 0 %
1,398
New Listings


Last 6 Months

 0 %
357
Closed Sales


Listing Trend

 0 %
109
Homes for Sale


Last 30 Days


 -15.87 %
\$186,101
Average List Price


Listing Trend


 0 %
961
Homes for Sale


Last 6 Months

 4.97 %
\$196,310
Average List Price

 -3.31 %
\$124
Average List \$ / SqFt

 -3.14 %
148
Average DOM


 -29.44 %
\$126
Average List \$ / SqFt

 1.66 %
166
Average DOM


Sales Trend

 -100 %
0
Homes Sold


Last 30 Days

 0 %
Average Sale Price


Sales Trend


 0 %
626
Homes Sold


Last 6 Months

 1.24 %
\$188,185
Average Sale Price

 0 %
Average Sale \$ / SqFt

 11.68 %
81
Average DOM

 1.39 %
\$130
Average Sale \$ / SqFt

 -20.09 %
88
Average DOM